



# NORTH MUNDHAM PRIMARY SCHOOL

Belong --- Believe --- Achieve

School Lane, North Mundham, Chichester, West Sussex. PO20 1LA  
Telephone: 01243 785502 Fax: 01243 530654

Email: [head@northmundham.w-sussex.sch.uk](mailto:head@northmundham.w-sussex.sch.uk)  
[office@northmundham.w-sussex.sch.uk](mailto:office@northmundham.w-sussex.sch.uk)

Headteacher: Mrs J Carey B.Ed

03 March 2020

Dear Parents/Carers

The children thoroughly enjoyed our Moon Zoom topic last term. Their assembly was brilliant and I'm sure you all felt as proud of them as I did as they, clearly and confidently, told us about their investigative work and showed off their creations. If you would like to come and watch the films again (without the shake) we will be showing them on Monday 2<sup>nd</sup> March at 3.00pm in the Y1 classroom.

Our topic this half term is The Enchanted Woodland. During Forest Schools we will observe the wildlife, collect natural objects, take photos and draw pictures of the things we see.



We will delve into the story of The Faraway Tree by Enid Blyton and fairy tales such as Hansel and Gretel and Red Riding Hood and discuss how their grandparents may have also enjoyed these stories when they were children. We will use our imagination to think about what may be behind the mysterious tree house door and create our own woodland stories.

We will write about our experiences and learn all about trees. We'll use information books to investigate woodland creatures and make mini-books of our own. Throughout the project, we will find out how to recognise different plants and animals and create detailed, observational drawings of them. Owls and foxes will be two of the creatures we will focus on.



A University of Chichester  
ITT Partner School

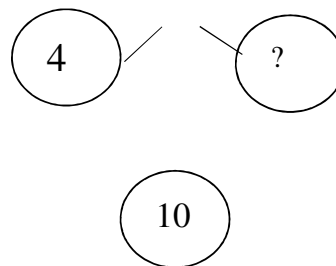
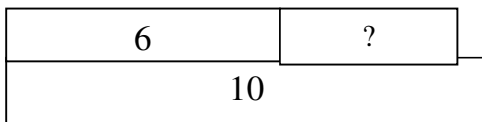


We will build miniature dens, create woodland works of art and construct mini-woodlands from twigs, sticks and leaves. I am also hoping that we can create an owl sculpture out of metal wire interwoven with twigs to put as a central focus point in our newly restored outdoor planter and plant wild flower seeds around it and would welcome any help from parents to form the wire structure. We will also discuss the importance of taking care of our environment.



To help your child immerse themselves in this topic, it would be lovely if you could take them on a woodland walk and see which plants and creatures you can find? Simple spotting books or apps will help you to identify unknown species. You could also visit the local library and borrow information and storybooks about woodland creatures to read together. You could also collect twigs, leaves, seed cases and flowers to make natural art together outside. Remember to take photos before the wind blows your artwork away! We would love to see any photos of your walks and creations and will include those bought in in our topic books. Attached are some Cornerstones home learning ideas which you may like to do.

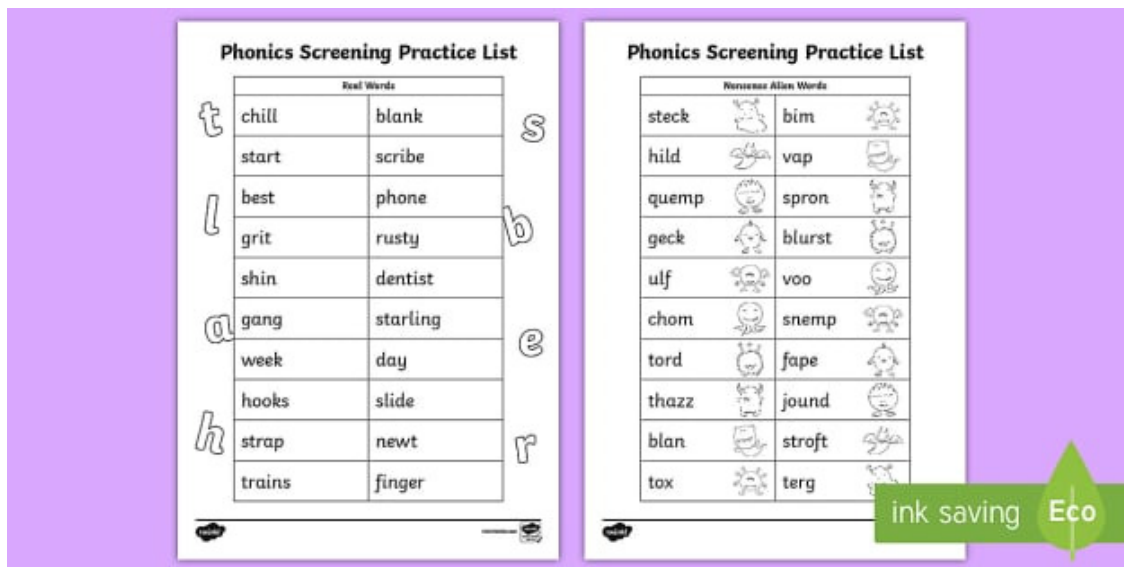
In our Maths lessons, in addition to reinforcing the work on place value and calculation we have already done, we will be working on measurement including length, height, weight and volume. The KIRFs will involve learning the number bonds of 10 and, as with the doubles and halves KIRFs, the questions will be presented in a variety of ways including addition, subtraction, the difference between missing numbers, part whole, bar models and word problems. The aim is for the children to instantly recall the answer/ missing number etc. *Examples are  $6 + 4 = ?$  Ten take away six equals ? What is the difference between ten and four? Six and ? equal ten. If I had ten sweets and I ate four how many would be left?  $4p = 10p - ?$  How many jumps would I need to get to 10 on a number line if I started on 4? The children will continue to be encouraged to see the relationship between addition and subtraction through 'number families'.*



In Literacy we will continue to develop our phonics, word recognition, reading and writing skills at phase 5.

The children will be required to read 40 words and non-words (see examples below) for their Phonics Screening test in the Summer term. The children know the non-words as 'alien words'. There are lots of examples and games to help them with this on

the internet including sites like Phonics Play, ICT and Twinkl which have resources and games which are fun as well as helpful.



We will be doing lots of handwriting activities and, by Easter, all children will be expected to write with correctly formed and well controlled letter-join formation including in their spelling sentences. From this week, the spelling lists will be written in Letter-join formation to support this.

We will read fiction and non-fiction books about woodlands, trees, plants and animals as well as learning, listening to and writing poems. We will discuss how to make our own writing more exciting and interesting/ exciting by using adjectives and connectives and we will use punctuation including capital letters for names and at the beginning of sentences and full stops or question marks at the ends of sentences.

Please make an appointment to see me after school if you wish to discuss any of the above or you would like to help in class.

Thank you.

Yours sincerely  
*Kate Harrison*  
Kate Harrison